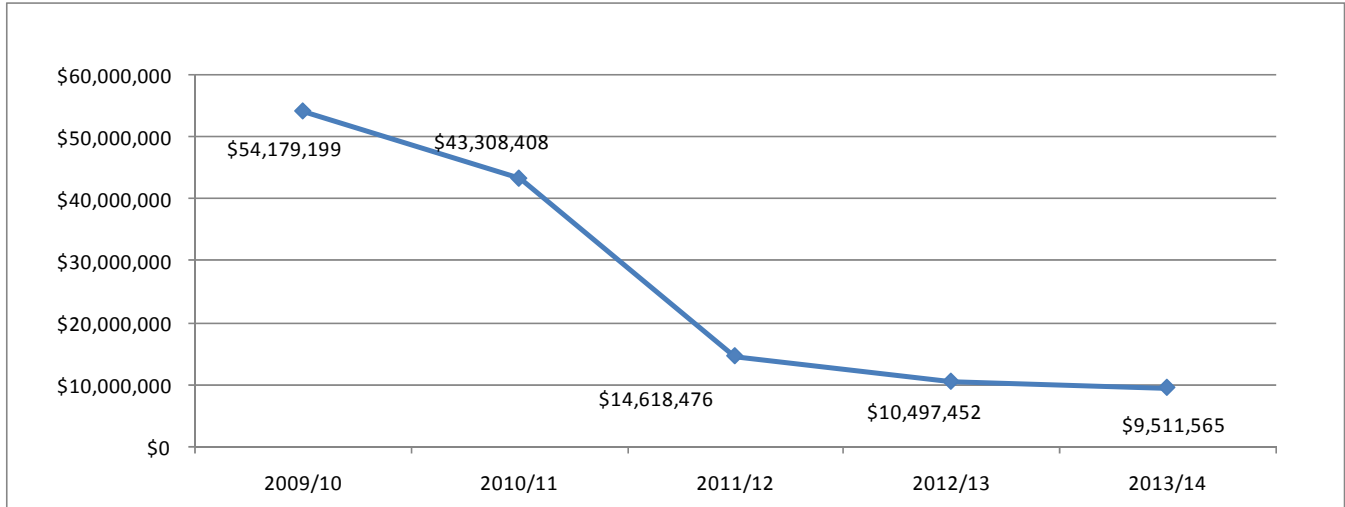


SUMMARY SCHEDULES

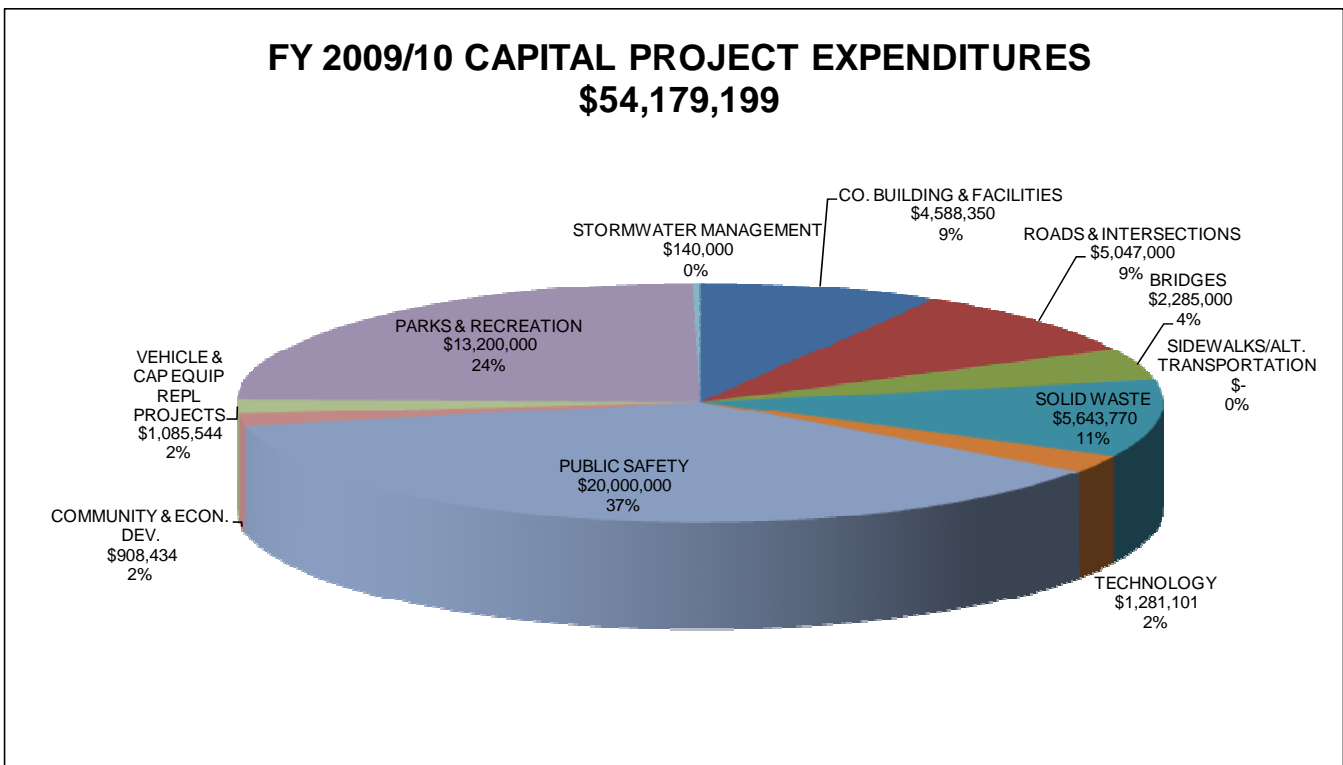
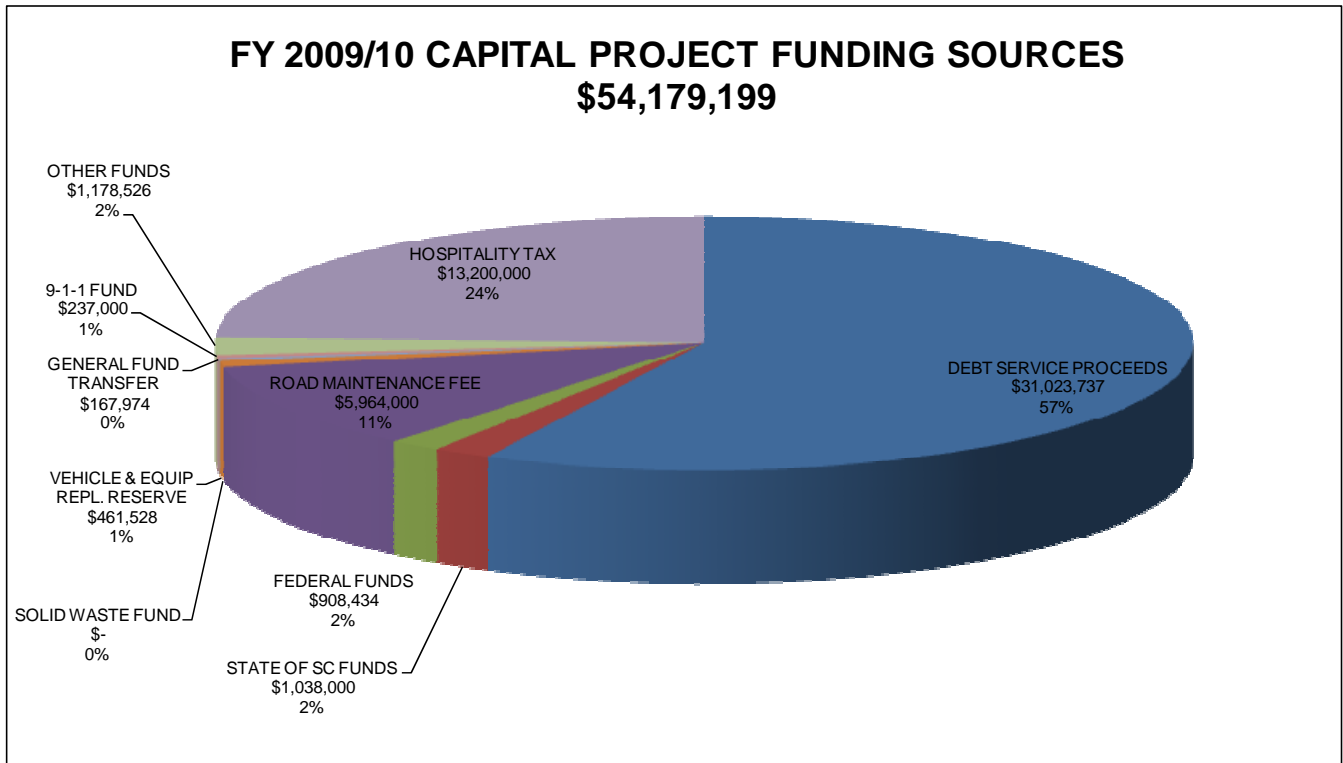
(PAGE LEFT BLANK INTENTIONALLY)

FY 2010-14 ADOPTED CAPITAL IMPROVEMENT PLAN FUNDING SOURCE AND EXPENDITURE OVERVIEW

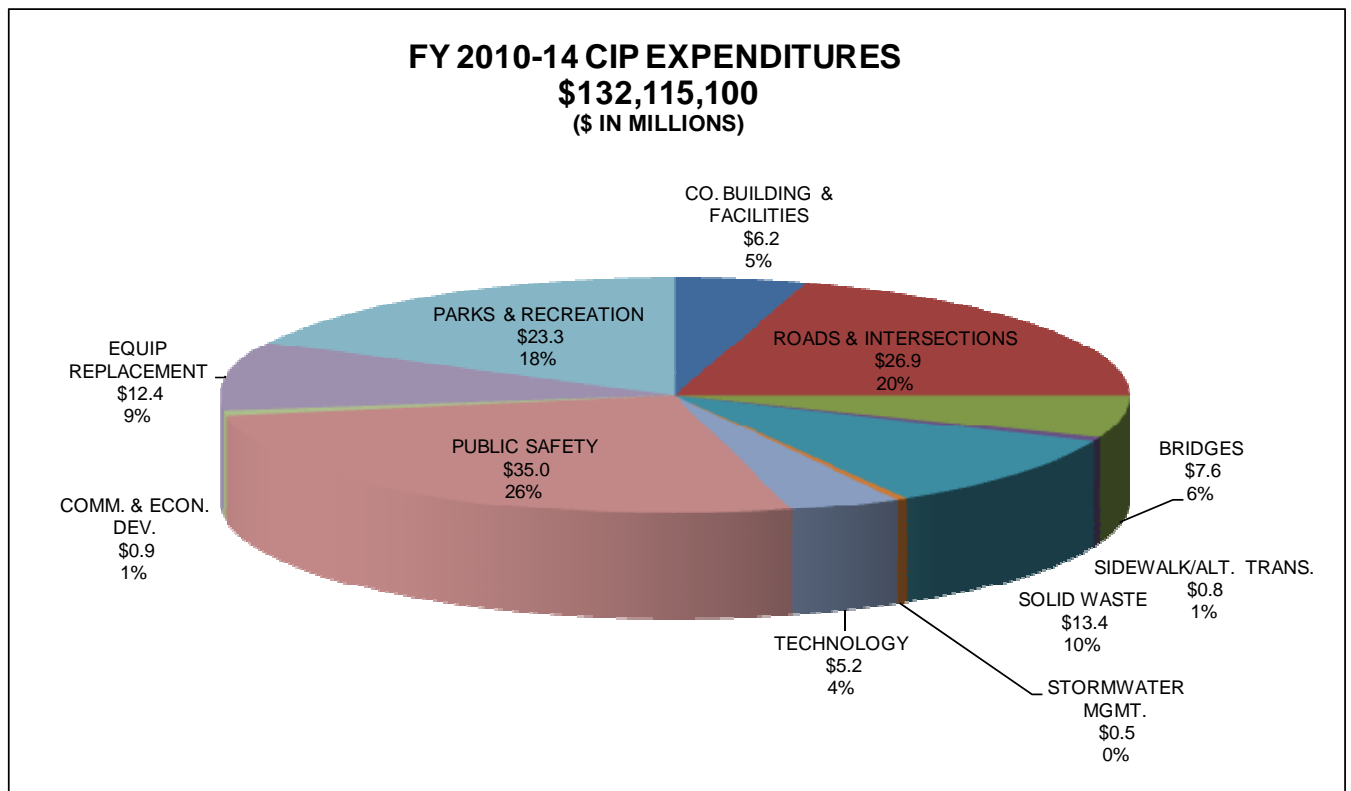
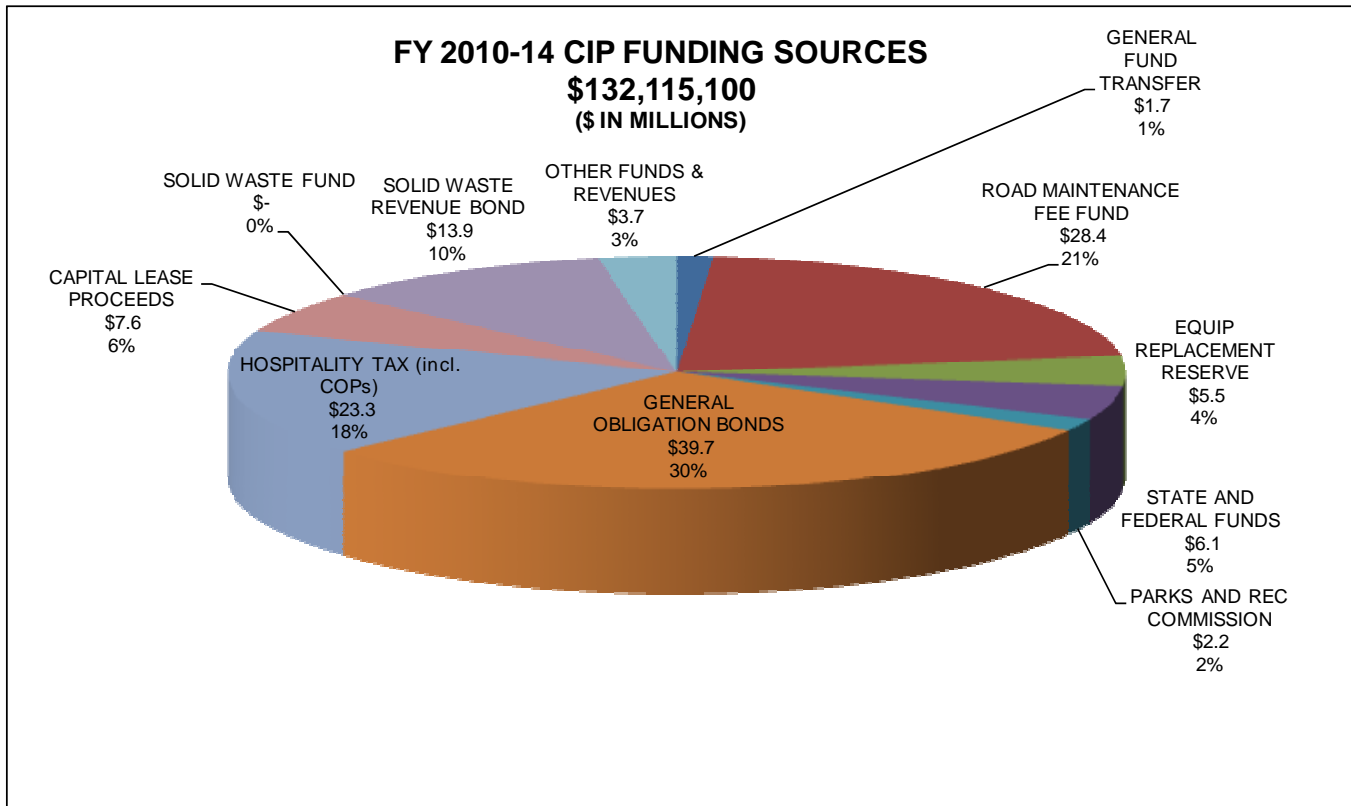


FUNDING SOURCE	FY 2009/10	FY 2010/11	FY 2011/12	FY 2012/13	FY 2013/14	TOTAL FY10-14
9-1-1 PHONE FUND	237,000	237,000	237,000	237,000	130,000	1,078,000
CAPITAL LEASE FINANCING PROCEEDS	991,617	3,235,823	1,311,118	1,321,176	709,134	7,568,868
CAPITAL PROJECTS RESERVE FUND	126,026	0	0	0	0	126,026
EMERGENCY MEDICAL SERVICES REVENUES	0	0	0	0	0	0
FEDERAL FUNDS	908,434	0	0	0	0	908,434
GENERAL FUND TRANSFER	167,974	200,000	450,000	450,000	450,000	1,717,974
GENERAL OBLIGATION BONDS	23,868,350	15,000,000	836,000	0	0	39,704,350
HOSPITALITY TAX (incl. COPs issue)	13,200,000	7,100,000	3,000,000	0	0	23,300,000
OTHER FUNDS & REVENUES	334,500	468,400	227,000	190,600	223,200	1,443,700
PALMETTO LANDFILL FUND	0	0	0	0	0	0
PARKS & RECREATION CURRENT REVENUES	478,000	740,730	477,107	208,075	248,571	2,152,483
ROAD MAINTENANCE FEE FUND	5,964,000	5,959,000	5,763,550	6,389,800	4,360,000	28,436,350
SHERIFF'S OFFICE - CONFISCATED ASSETS	0	0	0	0	0	0
SOLID WASTE FUND	0	0	0	0	0	0
SOLID WASTE REVENUE BOND - FY 2009/10	6,163,770	7,750,000	0	0	0	13,913,770
STATE OF SOUTH CAROLINA FUNDS/GRANTS	1,038,000	1,038,000	1,038,000	1,038,000	1,038,000	5,190,000
STORMWATER FUND	240,000	460,300	139,200	125,000	125,000	1,089,500
VEHICLE & CAP EQUIP REPLACEMENT RES.	461,528	1,119,155	1,139,501	537,801	2,227,660	5,485,645
ALL COUNTY CAPITAL FUNDING SOURCES	54,179,199	43,308,408	14,618,476	10,497,452	9,511,565	132,115,100
EXPENDITURE CATEGORY	FY 2009/10	FY 2010/11	FY 2011/12	FY 2012/13	FY 2013/14	TOTAL FY10-14
CO. BUILDING & FACILITY PROJECTS	4,588,350	200,000	1,036,000	200,000	200,000	6,224,350
ROAD & INTERSECTION PROJECTS	5,047,000	5,082,000	5,635,300	6,014,000	5,098,000	26,876,300
BRIDGE PROJECTS	2,285,000	2,040,000	1,291,250	1,538,800	425,000	7,580,050
SIDEWALK/ALT. TRANSPORTATION PROJECTS	0	0	250,000	250,000	250,000	750,000
SOLID WASTE PROJECTS	5,643,770	7,750,000	0	0	0	13,393,770
STORMWATER MANAGEMENT PROJECTS	140,000	335,300	0	0	0	475,300
TECHNOLOGY PROJECTS	1,281,101	1,401,380	996,151	816,000	751,888	5,246,520
PUBLIC SAFETY PROJECTS	20,000,000	15,000,000	0	0	0	35,000,000
COMMUNITY & ECON. DEV. PROJECTS	908,434	0	0	0	0	908,434
VEHICLE & CAP EQUIP REPL PROJECTS	1,085,544	4,399,728	2,409,775	1,678,652	2,786,677	12,360,376
PARKS & RECREATION PROJECTS	13,200,000	7,100,000	3,000,000	0	0	23,300,000
ALL COUNTY CAPITAL EXPENDITURES	54,179,199	43,308,408	14,618,476	10,497,452	9,511,565	132,115,100

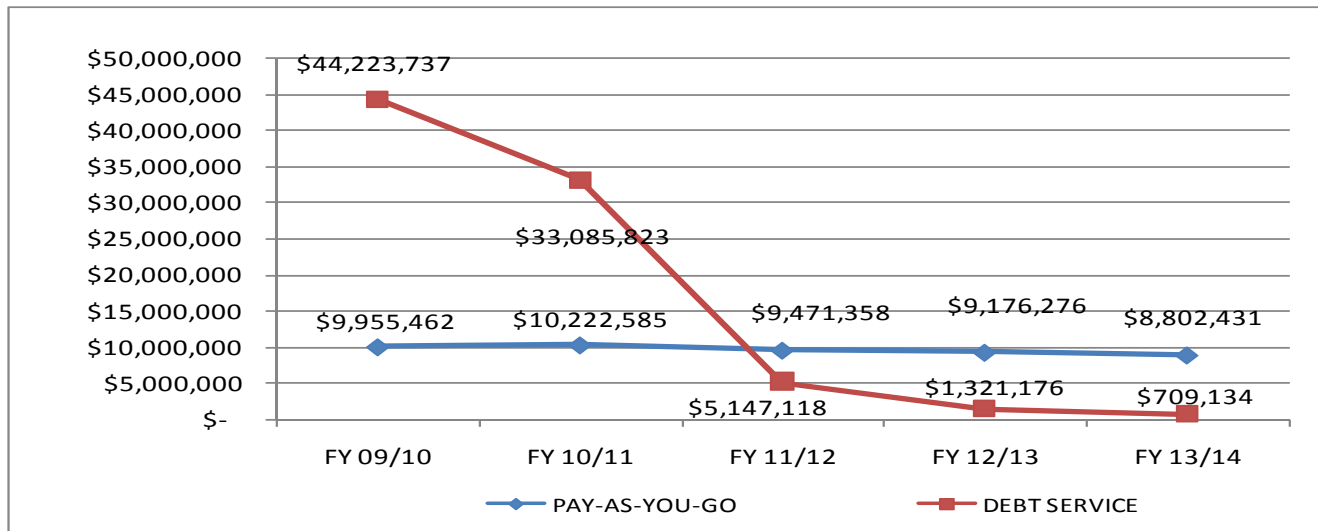
FY 2009/10 ADOPTED CAPITAL YEAR BUDGET



FY 2010-14 ADOPTED CAPITAL IMPROVEMENT PLAN



FY 2010-14 ADOPTED CAPITAL IMPROVEMENT PLAN PAY-AS-YOU-GO AND DEBT SERVICE OVERVIEW



	FY 09/10	FY 10/11	FY 11/12	FY 12/13	FY 13/14
PAY-AS-YOU-GO	\$ 9,955,462	\$10,222,585	\$ 9,471,358	\$ 9,176,276	\$ 8,802,431
DEBT SERVICE	\$44,223,737	\$33,085,823	\$ 5,147,118	\$ 1,321,176	\$ 709,134
TOTAL CAPITAL PROJECTS	\$54,179,199	\$43,308,408	\$14,618,476	\$10,497,452	\$ 9,511,565
% PAY-AS-YOU-GO	18.38%	23.60%	64.79%	87.41%	92.54%
% DEBT SERVICE	81.62%	76.40%	35.21%	12.59%	7.46%

FY 2009/10 Debt Service Financed Projects

Capital Lease Financing Proceeds

General Fund Vehicle & Capital Equipment Replacement (Only Vehicles for the Spartanburg County Sheriff's Office)	\$379,516
County Network Infrastructure	\$128,213
County Servers and Software Upgrade	\$110,888
Desktop and Portable Computer Replacement	<u>\$373,000</u>
Subtotal, Capital Lease Financing Proceeds	\$991,617

General Obligation Bond (FY 2009/10 Project Funding)

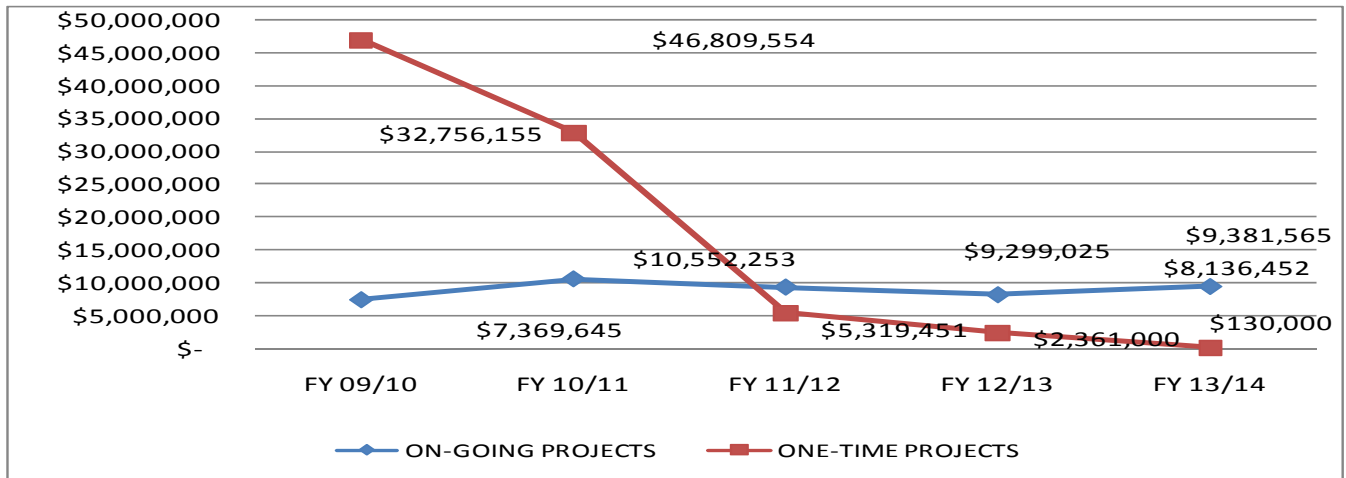
Administration Building Air Cooled Chiller	\$250,000
Automatic Gate Replacement @ Detention Facility	\$140,000
Boiler Replacement @ County Courthouse	490,000
Carbon Dioxide Controllers	\$84,000
County Facilities Parking Lot Repaving	\$715,000
County Facility Stair, Sidewalk & Ramp Repair	\$170,000
Courthouse HVAC Controls	\$160,000
Main Detention Facility Expansion Project	\$20,000,000
Main Detention Facility Kitchen & Laundry Upgrades	\$197,350
Main Detention Facility Water Controls	\$690,000
Roof Replacement @ Administration Building & Courthouse	<u>\$972,000</u>
Subtotal, General Obligation Bond	\$23,868,350

Solid Waste Revenue Bond (FY 2009/10 Project Funding)

Construction and Demolition Landfill Expansion	\$1,450,000
--	-------------

Phase VI MSW Cell 2 Construction	\$300,000
Phase V MSW Landfill Closure	\$2,300,000
Recycling Yard Relocation	\$317,000
Wellford Methane Recovery Project	\$610,770
Wellford MSW Disposal Permitting	\$200,000
Wellford Landfill New Office Building & Shop Relocation	\$520,000
Wellford Landfill Road Improvements	<u>\$466,000</u>
Subtotal, Solid Waste Revenue Bond	\$6,163,770
Hospitality Tax – COPs Issue (FY 2009/10 Project Funding)	
Countywide Trail Development	\$1,000,000
North Spartanburg Regional Sports Complex Rehabilitation	\$700,000
Regional Indoor Athletic Complex	\$2,000,000
Waterway Land Acquisition	\$500,000
West Spartanburg Regional Park Development	\$8,000,000
Va-Du-Mar McMillan Regional Park Development	<u>\$1,000,000</u>
Subtotal, Hospitality Tax – COPs Issue	\$13,200,000
Total, FY 2009-10 Debt Service Financed Projects	\$44,223,737

FY 2010-14 ADOPTED CAPITAL IMPROVEMENT PLAN ON-GOING AND ONE-TIME PROJECT OVERVIEW



	FY 09/10	FY 10/11	FY 11/12	FY 12/13	FY 13/14
ON-GOING PROJECTS	\$ 7,369,645	\$10,552,253	\$ 9,299,025	\$ 8,136,452	\$ 9,381,565
ONE-TIME PROJECTS	\$46,809,554	\$32,756,155	\$ 5,319,451	\$ 2,361,000	\$ 130,000
TOTAL CAPITAL PROJECTS	\$54,179,199	\$43,308,408	\$14,618,476	\$10,497,452	\$ 9,511,565
% ON-GOING PROJECTS	13.60%	24.37%	63.61%	77.51%	98.63%
% ONE-TIME PROJECTS	86.40%	75.63%	36.39%	22.49%	1.37%

The data on this sheet provides details of on-going capital projects (also known as maintenance of effort projects) versus one-time projects. One-time projects have a defined start and finish date, while on-going capital projects will most likely be included in every capital budget. On-going projects are funded with pay-as-you-go revenues, while one-time projects can be funded with either pay-as-you-go or debt service funding sources. Below is a list of on-going projects that are proposed to be funded in the FY 2010-14 CIP as part of the FY 2009/10 capital year budget.

Project	FY 2009/10
Main Detention Facility Repairs and Maintenance	150,000
Evans Building Improvements	50,000
Countywide Asphalt Resurfacing	4,138,000
Countywide Dirt Road Surfacing	109,000
Municipal Road Projects	775,000
Traffic Calming	25,000
Countywide Bridge & Culvert Repair & Maintenance	425,000
Countywide Sidewalk Replacement Program	-
Multi-Modal Transportation Infrastructure	-
County Network Infrastructure	128,213
County Servers & Software Upgrade	110,888
Desktop and Portable Computer Replacement	373,000
General Fund Vehicles & Capital Equipment Replacement	796,044
Parks & Rec. Vehicles & Capital Equipment Replacement	140,000
Solid Waste Vehicle & Capital Equipment Replacement	149,500
Other Funds Vehicle & Capital Equipment Replacement	-
Total On-Going Projects	7,369,645

**SPARTANBURG COUNTY, SOUTH CAROLINA
FY 2010-14 ADOPTED CAPITAL IMPROVEMENT PLAN SUMMARY
SUMMARY OF ADOPTED PROJECTS**

PROJECT	TOTAL PROJECT COST	COMMITTED FUNDING	FY 2009/10	FY 2010/11	FY 2011/12	FY 2012/13	FY 2013/14	FY 2010-14 TOTAL
<u>COUNTY BUILDINGS AND FACILITIES</u>								
Main Detention Facility Repairs & Maintenance.	900,000	150,000	150,000	150,000	150,000	150,000	150,000	750,000
Evans Building Improvements	1,150,000	270,000	50,000	50,000	680,000	50,000	50,000	880,000
Boiler Replacement @ Courthouse	490,000	0	490,000	0	0	0	0	490,000
Administration Building Air Cooled Chiller	250,000	0	250,000	0	0	0	0	250,000
Roof Replacement @ Administration Bldg. & Courthouse	972,000	0	972,000	0	0	0	0	972,000
Facility HVAC Controls	160,000	0	160,000	0	0	0	0	160,000
County Facilities Stair, Sidewalk & Ramp Repair	170,000	0	170,000	0	0	0	0	170,000
Main Detention Facility Automatic Gate Replacement	140,000	0	140,000	0	0	0	0	140,000
County Facilities Parking Lot Repaving	971,000	50,000	715,000	0	206,000	0	0	921,000
Wellford Landfill New Office Bldg. & Shop Relocation	520,000	0	520,000	0	0	0	0	520,000
Main Detention Facility Kitchen & Laundry Upgrades	197,350	0	197,350	0	0	0	0	197,350
Main Detention Facility Water Controls	690,000	0	690,000	0	0	0	0	690,000
Carbon Dioxide Controllers	84,000	0	84,000	0	0	0	0	84,000
Total, County Buildings and Facilities	6,694,350	470,000	4,588,350	200,000	1,036,000	200,000	200,000	6,224,350
<u>ROADS AND INTERSECTIONS</u>								
Countywide Asphalt Resurfacing	29,188,000	8,498,000	4,138,000	4,138,000	4,138,000	4,138,000	4,138,000	20,690,000
Countywide Dirt Road Surfacing	867,000	241,000	109,000	99,000	107,000	151,000	160,000	626,000
Municipal Road Projects	5,250,000	1,375,000	775,000	775,000	775,000	775,000	775,000	3,875,000
Traffic Calming	225,000	100,000	25,000	25,000	25,000	25,000	25,000	125,000
Gin House Road Widening	480,000	0	0	0	0	480,000	0	480,000
Westmoreland Road Widening	890,000	0	0	0	445,000	445,000	0	890,000
Society Hill Road Improvements	190,300	0	0	45,000	145,300	0	0	190,300
Total, Roads and Intersections Projects	37,090,300	10,214,000	5,047,000	5,082,000	5,635,300	6,014,000	5,098,000	26,876,300
<u>BRIDGES</u>								
County Bridge & Culvert Repair & Maintenance	2,795,050	735,000	425,000	400,000	391,250	418,800	425,000	2,060,050
Double Branch Road Bridge Stabilization	400,000	0	400,000	0	0	0	0	400,000
Ezell Road Bridge Replacement	1,150,000	0	1,150,000	0	0	0	0	1,150,000
Runion Road Bridge Replacement	600,000	0	110,000	490,000	0	0	0	600,000
Overhead Bridge Road Bridge Replacement	933,000	733,000	200,000	0	0	0	0	200,000
Clark Road Bridge Replacement	995,000	0	0	995,000	0	0	0	995,000
Hampton Road Bridge Replacement	1,055,000	0	0	155,000	900,000	0	0	1,055,000
Kist Road Bridge Replacement	1,120,000	0	0	0	0	1,120,000	0	1,120,000
Total, Bridges	9,048,050	1,468,000	2,285,000	2,040,000	1,291,250	1,538,800	425,000	7,580,050

**SPARTANBURG COUNTY, SOUTH CAROLINA
FY 2010-14 ADOPTED CAPITAL IMPROVEMENT PLAN SUMMARY
SUMMARY OF ADOPTED PROJECTS**

PROJECT	TOTAL PROJECT COST	COMMITTED FUNDING	FY 2009/10	FY 2010/11	FY 2011/12	FY 2012/13	FY 2013/14	FY 2010-14 TOTAL
<u>SIDEWALKS & ALTERNATIVE TRANSPORTATION</u>								
Countywide Sidewalk Replacement Program	450,000	0	0	0	150,000	150,000	150,000	450,000
Multi-Modal Transportation Infrastructure	465,000	165,000	0	0	100,000	100,000	100,000	300,000
Total, Sidewalks and Alternative Transportation	915,000	165,000	0	0	250,000	250,000	250,000	750,000
<u>SOLID WASTE</u>								
Phase V MSW Landfill Closure	4,800,000	0	2,300,000	2,500,000	0	0	0	4,800,000
Phase VI MSW Cell 2 Construction	4,100,000	0	300,000	3,800,000	0	0	0	4,100,000
Wellford Landfill MSW Disposal	350,000	150,000	200,000	0	0	0	0	200,000
Construction & Demolition Landfill Exp.	3,000,000	100,000	1,450,000	1,450,000	0	0	0	2,900,000
Recycling Yard Relocation	317,000	0	317,000	0	0	0	0	317,000
Wellford Landfill Road Improvements	466,000	0	466,000	0	0	0	0	466,000
Wellford Landfill Methane Recovery Project	1,610,770	1,000,000	610,770	0	0	0	0	610,770
Total, Solid Waste	14,643,770	1,250,000	5,643,770	7,750,000	0	0	0	13,393,770
<u>STORMWATER MANAGEMENT</u>								
Habitat Way Drainage Improvements	140,000	0	140,000	0	0	0	0	140,000
Stormwater Management Capital Equipment	335,300	0	0	335,300	0	0	0	335,300
Total, Stormwater Management	475,300	0	140,000	335,300	0	0	0	475,300
<u>PUBLIC SAFETY</u>								
Main Detention Facility Expansion	36,100,000	1,100,000	20,000,000	15,000,000	0	0	0	35,000,000
Total, Public Safety	36,100,000	1,100,000	20,000,000	15,000,000	0	0	0	35,000,000
<u>TECHNOLOGY</u>								
9-1-1 System & CPE Upgrade and Replacement	642,000	214,000	107,000	107,000	107,000	107,000	0	428,000
Computer Aided Dispatch System Replacement	650,000	0	130,000	130,000	130,000	130,000	130,000	650,000
County Network Infrastructure	546,850	147,000	128,213	31,637	0	102,000	138,000	399,850
County Servers & Software Upgrade	554,664	197,000	110,888	110,888	0	25,000	110,888	357,664
Desktop and Portable Computer Replacement	1,865,000	0	373,000	373,000	373,000	373,000	373,000	1,865,000
Server Environment Upgrade	94,000	0	94,000	0	0	0	0	94,000
Parks Information Technology Infrastructure	1,452,006	0	338,000	648,855	386,151	79,000	0	1,452,006
Total, Technology	5,804,520	558,000	1,281,101	1,401,380	996,151	816,000	751,888	5,246,520

**SPARTANBURG COUNTY, SOUTH CAROLINA
FY 2010-14 ADOPTED CAPITAL IMPROVEMENT PLAN SUMMARY
SUMMARY OF ADOPTED PROJECTS**

PROJECT	TOTAL PROJECT COST	COMMITTED FUNDING					FY 2010/11	FY 2011/12	FY 2012/13	FY 2013/14	FY 2010-14 TOTAL
		2009/10	FY	FY	FY	FY					
COMMUNITY & ECONOMIC DEVELOPMENT											
Target Community Infrastructure	523,115	307,500	215,615	0	0	0	0	0	0	0	215,615
Affordable Housing & Housing Rehabilitation	974,837	398,018	576,819	0	0	0	0	0	0	0	576,819
Mayo Community Water System Improvements	66,000	0	66,000	0	0	0	0	0	0	0	66,000
Emergency Countywide Infrastructure Repairs	50,000	0	50,000	0	0	0	0	0	0	0	50,000
Total, Community and Economic Development	1,613,952	705,518	908,434	0	0	0	0	0	0	0	908,434
VEHICLE AND CAPITAL EQUIPMENT REPLACEMENT											
General Fund Vehicle & Capital Equipment Replacement	12,108,996	2,940,457	796,044	3,516,653	1,719,519	1,379,077	1,757,246	1,757,246	1,757,246	1,757,246	9,168,539
Parks & Rec. Vehicle & Capital Equipment Replacement	971,177	270,700	140,000	91,875	90,956	129,075	248,571	248,571	248,571	248,571	700,477
Solid Waste Vehicle & Capital Equipment Replacement	3,917,860	1,516,400	149,500	764,800	574,600	154,900	757,660	757,660	757,660	757,660	2,401,460
Other Funds Vehicle & Capital Equipment Replacement	102,400	12,500	0	26,400	24,700	15,600	23,200	23,200	23,200	23,200	89,900
Total, Vehicle and Capital Equipment Replacement	17,100,433	4,740,057	1,085,544	4,399,728	2,409,775	1,678,652	2,786,677	2,786,677	2,786,677	2,786,677	12,360,376
PARKS & RECREATION											
Countywide Trail Development	2,300,000	300,000	1,000,000	500,000	500,000	0	0	0	0	0	2,000,000
West Spartanburg Regional Park Development	12,700,000	700,000	8,000,000	4,000,000	0	0	0	0	0	0	12,000,000
Va-Du-Mar McMillan Regional Park Development	5,200,000	200,000	1,000,000	2,000,000	2,000,000	0	0	0	0	0	5,000,000
Waterway Land Acquisition	500,000	0	500,000	0	0	0	0	0	0	0	500,000
North Spartanburg Regional Sports Complex Rehab	1,300,000	0	700,000	600,000	0	0	0	0	0	0	1,300,000
Regional Indoor Athletic Complex	2,000,000	0	2,000,000	0	0	0	0	0	0	0	2,000,000
Holston Creek Regional Park Development	500,000	0	0	0	500,000	0	0	0	0	0	500,000
Total, Parks & Recreation	24,500,000	1,200,000	13,200,000	7,100,000	3,000,000	0	0	0	0	0	23,300,000
TOTAL, ADOPTED COUNTY PROJECTS	153,985,675	21,870,575	54,179,199	43,308,408	14,618,476	10,497,452	9,511,565	9,511,565	9,511,565	9,511,565	132,115,100

FY 2010-14 ADOPTED CAPITAL IMPROVEMENT PLAN ADOPTED PROJECTS WITH APPLICABLE FUNDING SOURCES

PROJECT	TOTAL PROJECT COST	COMMITTED FUNDING	FY 2009/10	FY 2010/11	FY 2011/12	FY 2012/13	FY 2013/14	FY 2010-14 TOTAL
1 COUNTY BUILDINGS & FACILITIES								
A Main Detention Facility Repairs and Maintenance								
General Fund Transfer	900,000	150,000	150,000	150,000	150,000	150,000	150,000	750,000
Total, Main Detention Facility Repairs & Maint.	900,000	150,000	150,000	150,000	150,000	150,000	150,000	750,000
B Evans Building Improvements								
General Obligation Bond - FY 11/12	0	0	0	0	630,000	0	0	630,000
General Fund Transfer	217,974	0	17,974	50,000	50,000	50,000	50,000	217,974
Capital Projects Reserve Fund	302,026	270,000	32,026	0	0	0	0	32,026
Total, Evans Building Improvements	1,150,000	270,000	50,000	50,000	680,000	50,000	50,000	880,000
C Boiler Replacement @ Courthouse								
General Obligation Bond - FY 2009/10	490,000	0	490,000	0	0	0	0	490,000
Total, Boiler Replacement	490,000	0	490,000	0	0	0	0	490,000
D Administration Building Air Cooled Chiller								
General Obligation Bond - FY 2009/10	250,000	0	250,000	0	0	0	0	250,000
Total, Admin. Building Air Cooled Chiller	250,000	0	250,000	0	0	0	0	250,000
E Roof Replacement @ Admin, Courthouse & ESA								
General Obligation Bond - FY 2009/10	972,000	0	972,000	0	0	0	0	972,000
Total, Roof Replacement	972,000	0	972,000	0	0	0	0	972,000
F Facility HVAC Controls								
General Obligation Bond - FY 2009/10	160,000	0	160,000	0	0	0	0	160,000
Total, Facility HVAC Controls	160,000	0	160,000	0	0	0	0	160,000
G County Facility Stair, Sidewalk & Ramp Repair								
General Obligation Bond - FY 2009/10	170,000	0	170,000	0	0	0	0	170,000
Total, Stair, Sidewalk & Ramp Repair	170,000	0	170,000	0	0	0	0	170,000
H Automatic Gate Replacement @ Detention Facility								
General Obligation Bond - FY 2009/10	140,000	0	140,000	0	0	0	0	140,000
Total, Automatic Gate Replacement	140,000	0	140,000	0	0	0	0	140,000
I Parking Lot Repaving (Admin, Evans, Sheriff)								
General Obligation Bond - FY 2009/10	715,000	0	715,000	0	0	0	0	715,000
Stormwater Fund	50,000	50,000	0	0	0	0	0	0
General Obligation Bond - FY 2011/12	206,000	0	0	0	206,000	0	0	206,000
Total, Parking Lot Repaving	971,000	50,000	715,000	0	206,000	0	0	921,000
J Wellford Landfill New Office Bldg. & Shop Relocation								
Solid Waste Revenue Bond FY 2009/10	520,000	0	520,000	0	0	0	0	520,000
Total, New Office Building @ Wellford Landfill	520,000	0	520,000	0	0	0	0	520,000
K Main Detention Facility Kitchen & Laundry Upgrades								
General Obligation Bond - FY 2009/10	197,350	0	197,350	0	0	0	0	197,350
Total, Detention Kitchen & Laundry Upgrades	197,350	0	197,350	0	0	0	0	197,350
L Main Detention Facility Water Controls								
General Obligation Bond - FY 2009/10	690,000	0	690,000	0	0	0	0	690,000
Total, Main Detention Facility Water Controls	690,000	0	690,000	0	0	0	0	690,000
M Carbon Dioxide Controllers								
General Obligation Bond - FY 2009/10	84,000	0	84,000	0	0	0	0	84,000
Total, Main Detention Facility Water Controls	84,000	0	84,000	0	0	0	0	84,000
TOTAL, ALL CO. BUILDING & FACILITY PROJECTS	6,694,350	470,000	4,588,350	200,000	1,036,000	200,000	200,000	6,224,350

PROJECT	TOTAL PROJECT COST	COMMITTED FUNDING	FY 2009/10	FY 2010/11	FY 2011/12	FY 2012/13	FY 2013/14	FY 2010-14 TOTAL
2 ROADS AND INTERSECTIONS								
A Countywide Asphalt Resurfacing								
Road Maintenance Fee	21,172,000	5,672,000	3,100,000	3,100,000	3,100,000	3,100,000	3,100,000	15,500,000
General Fund Transfer	750,000	750,000	0	0	0	0	0	0
State C Funds	7,266,000	2,076,000	1,038,000	1,038,000	1,038,000	1,038,000	1,038,000	5,190,000
Total, Countywide Asphalt Resurfacing	29,188,000	8,498,000	4,138,000	4,138,000	4,138,000	4,138,000	4,138,000	20,690,000
B Countywide Dirt Road Resurfacing								
Road Maintenance Fee	827,000	201,000	109,000	99,000	107,000	151,000	160,000	626,000
General Fund Transfer	40,000	40,000	0	0	0	0	0	0
Total, Countywide Dirt Road Surfacing	867,000	241,000	109,000	99,000	107,000	151,000	160,000	626,000
C Municipal Road Projects								
Road Maintenance Fee	5,250,000	1,375,000	775,000	775,000	775,000	775,000	775,000	3,875,000
Total, Municipal Road Projects	5,250,000	1,375,000	775,000	775,000	775,000	775,000	775,000	3,875,000
D Traffic Calming								
Road Maintenance Fee	125,000	0	25,000	25,000	25,000	25,000	25,000	125,000
General Fund Transfer	100,000	100,000	0	0	0	0	0	0
Total, Traffic Calming	225,000	100,000	25,000	25,000	25,000	25,000	25,000	125,000
E Gin House Road Widening								
Road Maintenance Fee	480,000	0	0	0	0	480,000	0	480,000
Total, Gin House Road Widening	480,000	0	0	0	0	480,000	0	480,000
F Westmoreland Road Widening								
Road Maintenance Fee	890,000	0	0	0	445,000	445,000	0	890,000
Total, Westmoreland Road Widening	890,000	0	0	0	445,000	445,000	0	890,000
G Society Hill Road Improvements								
Road Maintenance Fee	190,300	0	0	45,000	145,300	0	0	190,300
Total, Society Hill Road Improvements	190,300	0	0	45,000	145,300	0	0	190,300
TOTAL, ALL ROAD & INTERSECTION PROJECTS	37,090,300	10,214,000	5,047,000	5,082,000	5,635,300	6,014,000	5,098,000	26,876,300
3 BRIDGES								
A Countywide Bridge & Culvert Repair & Maintenance								
Road Maintenance Fee	1,575,050	115,000	325,000	275,000	266,250	293,800	300,000	1,460,050
Stormwater Fund	700,000	100,000	100,000	125,000	125,000	125,000	125,000	600,000
General Fund	520,000	520,000	0	0	0	0	0	0
Total, Co. Bridge & Culvert Repair & Maint.	2,795,050	735,000	425,000	400,000	391,250	418,800	425,000	2,060,050
B Double Branch Road Bridge Stabilization								
Road Maintenance Fee	400,000	0	400,000	0	0	0	0	400,000
Total, Double Branch Road Bridge Replacement	400,000	0	400,000	0	0	0	0	400,000
C Ezell Road Bridge Replacement								
CSX Project Contribution	130,000	0	130,000	0	0	0	0	130,000
Road Maintenance Fee	1,020,000	0	1,020,000	0	0	0	0	1,020,000
Total, Kist Road Bridge Replacement	1,150,000	0	1,150,000	0	0	0	0	1,150,000
D Runion Road Bridge Replacement								
Road Maintenance Fee	600,000	0	110,000	490,000	0	0	0	600,000
Total, Runion Road Bridge Replacement	600,000	0	110,000	490,000	0	0	0	600,000
E Overhead Bridge Road Bridge Replacement								
CSX Project Contribution	100,000	0	100,000	0	0	0	0	100,000
State C-Funds	733,000	733,000	0	0	0	0	0	0
Road Maintenance Fee	100,000	0	100,000	0	0	0	0	100,000
Total, Clark Road Bridge Replacement	933,000	733,000	200,000	0	0	0	0	200,000
F Clark Road Bridge Replacement								
Road Maintenance Fee	995,000	0	0	995,000	0	0	0	995,000
Total, Clark Road Bridge Replacement	995,000	0	0	995,000	0	0	0	995,000
G Hampton Road Bridge Replacement								
Road Maintenance Fee	1,055,000	0	0	155,000	900,000	0	0	1,055,000
Total, Hampton Road Bridge Replacement	1,055,000	0	0	155,000	900,000	0	0	1,055,000
H Kist Road Bridge Replacement								
Road Maintenance Fee	1,120,000	0	0	0	0	1,120,000	0	1,120,000
Total, Kist Road Bridge Replacement	1,120,000	0	0	0	0	1,120,000	0	1,120,000
TOTAL, ALL BRIDGE PROJECTS	9,048,050	1,468,000	2,285,000	2,040,000	1,291,250	1,538,800	425,000	7,580,050
4 SIDEWALKS & ALTERNATIVE TRANSPORTATION								
A Countywide Sidewalk Replacement Program								
General Fund Transfer	450,000	0	0	0	150,000	150,000	150,000	450,000
Total, Multi-Modal Transportation Infrastructure	450,000	0	0	0	150,000	150,000	150,000	450,000
B Multi-Modal Transportation Infrastructure								
General Fund Transfer	465,000	165,000	0	0	100,000	100,000	100,000	300,000
Total, Multi-Modal Transportation Infrastructure	465,000	165,000	0	0	100,000	100,000	100,000	300,000
TOTAL, ALL SIDEWALKS & ALT. TRANSPORTATION	915,000	165,000	0	0	250,000	250,000	250,000	750,000

PROJECT	TOTAL PROJECT COST	COMMITTED FUNDING	FY 2009/10	FY 2010/11	FY 2011/12	FY 2012/13	FY 2013/14	FY 2010-14 TOTAL
5 SOLID WASTE								
A Phase V MSW Landfill Closure								
Solid Waste Revenue Bond - FY 2009/10	4,800,000	0	2,300,000	2,500,000	0	0	0	4,800,000
Total, Phase V MSW Landfill Closure	4,800,000	0	2,300,000	2,500,000	0	0	0	4,800,000
B Phase VI MSW Cell 2 Construction								
Solid Waste Revenue Bond - FY 2009/10	4,100,000	0	300,000	3,800,000	0	0	0	4,100,000
Total, Phase VI MSW Cell 2 Construction	4,100,000	0	300,000	3,800,000	0	0	0	4,100,000
C Wellford Landfill MSW Disposal Permitting								
Solid Waste Fund	150,000	150,000	0	0	0	0	0	0
Solid Waste Revenue Bond - FY 2009/10	200,000	0	200,000	0	0	0	0	200,000
Total, Wellford Landfill MSW Disposal	350,000	150,000	200,000	0	0	0	0	200,000
D Construction & Demolition Landfill Expansion								
Solid Waste Fund	100,000	100,000	0	0	0	0	0	0
Solid Waste Revenue Bond - FY 2009/10	2,900,000	0	1,450,000	1,450,000	0	0	0	2,900,000
Total, Construction & Demolition Landfill Exp.	3,000,000	100,000	1,450,000	1,450,000	0	0	0	2,900,000
E Recycling Yard Relocation								
Solid Waste Revenue Bond - FY 2009/10	317,000	0	317,000	0	0	0	0	317,000
Total, Recycling Yard Relocation	317,000	0	317,000	0	0	0	0	317,000
F Wellford Landfill Road Improvements								
Solid Waste Revenue Bond - FY 2009/10	466,000	0	466,000	0	0	0	0	466,000
Total, Wellford Landfill Road Improvements	466,000	0	466,000	0	0	0	0	466,000
G Wellford Landfill Methane Recovery Project								
Solid Waste Fund	1,000,000	1,000,000	0	0	0	0	0	0
Solid Waste Revenue Bond - FY 2009/10	610,770	0	610,770	0	0	0	0	610,770
Total, Wellford Methane Recovery Project	1,610,770	1,000,000	610,770	0	0	0	0	610,770
TOTAL, ALL SOLID WASTE PROJECTS	14,643,770	1,250,000	5,643,770	7,750,000	0	0	0	13,393,770
6 STORMWATER MANAGEMENT								
A Habitat Way Drainage Improvements								
Stormwater Fund	140,000	0	140,000	0	0	0	0	140,000
Total, Edgecombe Road Drainage Improvements	140,000	0	140,000	0	0	0	0	140,000
B Stormwater Management Capital Equipment								
Stormwater Fund	335,300	0	0	335,300	0	0	0	335,300
Total, Stormwater Management Capital Equip.	335,300	0	0	335,300	0	0	0	335,300
TOTAL, ALL STORMWATER MANAGEMENT PROJECT	475,300	0	140,000	335,300	0	0	0	475,300
7 PUBLIC SAFETY								
A Main Detention Facility Expansion								
Capital Projects Reserve Fund	1,100,000	1,100,000	0	0	0	0	0	0
General Obligation Bond - FY 2009/10	35,000,000	0	20,000,000	15,000,000	0	0	0	35,000,000
Total, Main Detention Facility Expansion	36,100,000	1,100,000	20,000,000	15,000,000	0	0	0	35,000,000
TOTAL, ALL PUBLIC SAFETY PROJECTS	36,100,000	1,100,000	20,000,000	15,000,000	0	0	0	35,000,000

PROJECT	TOTAL PROJECT COST	COMMITTED FUNDING	FY 2009/10	FY 2010/11	FY 2011/12	FY 2012/13	FY 2013/14	FY 2010-14 TOTAL
8 TECHNOLOGY								
A 9-1-1 System & CPE Upgrade and Replacement								
9-1-1 Phone System Fund	642,000	214,000	107,000	107,000	107,000	107,000	0	428,000
Total, 9-1-1 System & CPE Upgrade and Repl.	642,000	214,000	107,000	107,000	107,000	107,000	0	428,000
B Computer Aided Dispatch System Replacement								
9-1-1 Phone System Fund	650,000	0	130,000	130,000	130,000	130,000	130,000	650,000
Total, Computer Aided Dispatch System Repl.	650,000	0	130,000	130,000	130,000	130,000	130,000	650,000
C County Network Infrastructure								
General Fund Transfer	147,000	147,000	0	0	0	0	0	0
Capital Lease Proceeds	399,850	0	128,213	31,637	0	102,000	138,000	399,850
Total, County Network Infrastructure	546,850	147,000	128,213	31,637	0	102,000	138,000	399,850
D County Servers & Software Upgrade								
General Fund Transfer	197,000	197,000	0	0	0	0	0	0
Capital Lease Proceeds	357,664	0	110,888	110,888	0	25,000	110,888	357,664
Total, County Services & Software Upgrade	554,664	197,000	110,888	110,888	0	25,000	110,888	357,664
E Desktop and Portable Computer Replacement								
Capital Lease Proceeds	1,865,000	0	373,000	373,000	373,000	373,000	373,000	1,865,000
Total, Desktop and Portable Computer Repl.	1,865,000	0	373,000	373,000	373,000	373,000	373,000	1,865,000
F Server Environment Upgrade								
Capital Projects Reserve Fund	94,000	0	94,000	0	0	0	0	94,000
Total, Server Environment Upgrade	94,000	0	94,000	0	0	0	0	94,000
G Parks Information Technology Infrastructure								
Parks and Recreation Current Revenues	1,452,006	0	338,000	648,855	386,151	79,000	0	1,452,006
Total, Parks Information Technology Infrastruct.	1,452,006	0	338,000	648,855	386,151	79,000	0	1,452,006
TOTAL, ALL TECHNOLOGY PROJECTS	5,804,520	558,000	1,281,101	1,401,380	996,151	816,000	751,888	5,246,520
PROJECT	TOTAL PROJECT COST	COMMITTED FUNDING	FY 2009/10	FY 2010/11	FY 2011/12	FY 2012/13	FY 2013/14	FY 2010-14 TOTAL
9 COMMUNITY & ECONOMIC DEVELOPMENT								
A Target Community Infrastructure Improvements								
Community Development Block Grant (CDBG)	523,115	307,500	215,615	0	0	0	0	215,615
Total, Startex Community Infrastructure	523,115	307,500	215,615	0	0	0	0	215,615
B Affordable Housing and Housing Rehabilitation								
HOME Program	447,066	77,747	369,319	0	0	0	0	369,319
Community Development Block Grant (CDBG)	527,771	320,271	207,500	0	0	0	0	207,500
Total, Affordable Housing & Housing Rehab.	974,837	398,018	576,819	0	0	0	0	576,819
C Mayo Community Water System Improvements								
Community Development Block Grante (CDBG)	66,000	0	66,000	0	0	0	0	66,000
Total, Mayo Community Water System Expansion	66,000	0	66,000	0	0	0	0	66,000
D Emergency Countywide Infrastructure Repairs								
Community Development Block Grant (CDBG)	50,000	0	50,000	0	0	0	0	50,000
Total, Emergency Countywide Infrastructure Rep.	50,000	0	50,000	0	0	0	0	50,000
TOTAL, ALL COMMUNITY & ECON. DEV. PROJECTS	1,613,952	705,518	908,434	0	0	0	0	908,434
PROJECT	TOTAL PROJECT COST	COMMITTED FUNDING	FY 2009/10	FY 2010/11	FY 2011/12	FY 2012/13	FY 2013/14	FY 2010-14 TOTAL
10 VEHICLE AND CAPITAL EQUIPMENT REPLACEMENT								
A General Fund Vehicle & Capital Equip Replacement								
General Fund Vehicle & Capital Equip. Reserve	4,122,285	805,100	322,028	430,355	621,901	397,901	1,545,000	3,317,185
Sheriff's Office - Confiscated Assets	200,000	200,000	0	0	0	0	0	0
Capital Lease Financing Proceeds	6,599,711	1,653,357	379,516	2,720,298	938,118	821,176	87,246	4,946,354
Sale of Property - Vehicles & Capital Equipment	1,187,000	282,000	94,500	366,000	159,500	160,000	125,000	905,000
Total, General Fund Veh. & Cap. Equip. Fund	12,108,996	2,940,457	796,044	3,516,653	1,719,519	1,379,077	1,757,246	9,168,539
B Parks & Rec Fund Vehicle and Capital Equip Repl.								
Parks & Recreation Current Revenues	971,177	270,700	140,000	91,875	90,956	129,075	248,571	700,477
Total, Parks & Rec Vehicle & Capital Equip. Repl.	971,177	270,700	140,000	91,875	90,956	129,075	248,571	700,477
C Solid Waste Fund Vehicle and Capital Equip Repl.								
Solid Waste Fund Vehicle & Cap Equip. Reserve	3,827,860	1,426,400	149,500	764,800	574,600	154,900	757,660	2,401,460
Sale of Property - Vehicles & Capital Equipment	90,000	90,000	0	0	0	0	0	0
Total, Solid Waste Vehicle & Capital Equip. Repl.	3,917,860	1,516,400	149,500	764,800	574,600	154,900	757,660	2,401,460
D Other Funds Vehicle and Capital Equip Repl.								
Community and Economic Development Fund	49,500	0	0	15,800	10,500	0	23,200	49,500
SADAC Fund	15,600	0	0	0	0	15,600	0	15,600
Stormwater Fund	14,200	0	0	0	14,200	0	0	14,200
Special Revenue Fund - State C Funds	23,100	12,500	0	10,600	0	0	0	10,600
Total, Solid Waste Vehicle & Capital Equip. Repl.	102,400	12,500	0	26,400	24,700	15,600	23,200	89,900
TOTAL, ALL VEHICLE & CAP EQUIP REPL PROJECTS	17,100,433	4,740,057	1,085,544	4,399,728	2,409,775	1,678,652	2,786,677	12,360,376

PROJECT	TOTAL PROJECT COST	COMMITTED FUNDING	FY 2009/10	FY 2010/11	FY 2011/12	FY 2012/13	FY 2013/14	FY 2010-14 TOTAL
11 PARKS & RECREATION								
A Countywide Trail Development								
Federal Transportation Enhancement Grant	100,000	100,000	0	0	0	0	0	0
Hospitality Tax	200,000	200,000		0	0	0	0	0
Hospitality Tax - COPS Issue	2,000,000	0	1,000,000	500,000	500,000	0	0	2,000,000
Total, Countywide Trail Development	2,300,000	300,000	1,000,000	500,000	500,000	0	0	2,000,000
B West Spartanburg Regional Park Development								
Hospitality Tax	700,000	700,000	0				0	0
Hospitality Tax - COPS Issue	12,000,000	0	8,000,000	4,000,000	0	0	0	12,000,000
Total, West Spartanburg Regional Park Dev.	12,700,000	700,000	8,000,000	4,000,000	0	0	0	12,000,000
D Va-Du-Mar McMillan Regional Park Development								
State of South Carolina - PARD Grant	150,000	150,000	0	0	0	0	0	0
Hospitality Tax	50,000	50,000	0	0	0	0	0	0
Hospitality Tax - COPS Issue	5,000,000	0	1,000,000	2,000,000	2,000,000	0	0	5,000,000
Total, Va-Du-Mar McMillan Park Development	5,200,000	200,000	1,000,000	2,000,000	2,000,000	0	0	5,000,000
E Waterway Land Acquisition								
Hospitality Tax - COPS Issue	500,000	0	500,000	0	0	0	0	500,000
Total, West Spartanburg Regional Park Dev.	500,000	0	500,000	0	0	0	0	500,000
F North Spartanburg Regional Sports Complex Rehab								
Hospitality Tax - COPS Issue	1,300,000	0	700,000	600,000	0	0	0	1,300,000
Total, N. Spartanburg Regional Complex Rehab	1,300,000	0	700,000	600,000	0	0	0	1,300,000
G Holston Creek Regional Park Development								
Hospitality Tax - COPS Issue	500,000	0	0	0	500,000	0	0	500,000
Total, Holston Creek Regional Park Dev.	500,000	0	0	0	500,000	0	0	500,000
H Regional Indoor Athletic Complex								
Hospitality Tax - COPS Issue	2,000,000	0	2,000,000	0	0	0	0	2,000,000
Total, Regional Indoor Athletic Complex	2,000,000	0	2,000,000	0	0	0	0	2,000,000
TOTAL, ALL PARKS & RECREATION PROJECTS	24,500,000	1,200,000	13,200,000	7,100,000	3,000,000	0	0	23,300,000

ADOPTED FY 2010-14 CAPITAL IMPROVEMENT PLAN SUMMARY ADOPTED FUNDING SOURCES WITH APPLICABLE PROJECTS

REVENUE SOURCE/PROJECTS	COMMITTED FUNDING	FY 2009/10	FY 2010/11	FY 2011/12	FY 2012/13	FY 2013/14	TOTAL FY 2010-14
9-1-1 PHONE FUND							
9-1-1 System & CPE Upgrade and Replacement	214,000	107,000	107,000	107,000	107,000	0	428,000
CAD System Replacement	0	130,000	130,000	130,000	130,000	130,000	650,000
TOTAL, 9-1-1 PHONE FUND	214,000	237,000	237,000	237,000	237,000	130,000	1,078,000
CAPITAL LEASE FINANCING PROCEEDS							
General Fund Vehicle & Capital Equipment Repl.	1,653,357	379,516	2,720,298	938,118	821,176	87,246	4,946,354
County Network Infrastructure	0	128,213	31,637	0	102,000	138,000	399,850
County Servers and Software Upgrade	0	110,888	110,888	0	25,000	110,888	357,664
Desktop and Portable Computer Replacement	0	373,000	373,000	373,000	373,000	373,000	1,865,000
TOTAL, CAPITAL LEASE FINANCING PROCEEDS	1,653,357	991,617	3,235,823	1,311,118	1,321,176	709,134	7,568,868
CAPITAL PROJECTS RESERVE FUND							
Main Detention Facility Expansion	1,100,000	0	0	0	0	0	0
Server Environment Upgrade	0	94,000	0	0	0	0	94,000
Evans Building Improvements	270,000	32,026	0	0	0	0	32,026
TOTAL, CAPITAL PROJECTS RESERVE FUND	1,370,000	126,026	0	0	0	0	126,026
COMMUNITY DEVELOPMENT BLOCK GRANT (CDBG)							
Affordable Housing and Housing Rehabilitation	320,271	207,500	0	0	0	0	207,500
Mayo Community Water System Improvements	0	66,000	0	0	0	0	66,000
Emergency Countywide Infrastructure Repairs	0	50,000	0	0	0	0	50,000
Target Community Infrastructure Improvements	307,500	215,615	0	0	0	0	215,615
TOTAL, CDBG FUNDING	627,771	539,115	0	0	0	0	539,115
COMMUNITY DEVELOPMENT FUND							
Other Funds Vehicle and Capital Equip Replacement	0	0	15,800	10,500	0	23,200	49,500
CSX PROJECT CONTRIBUTION							
Ezell Road Bridge Replacement	0	130,000	0	0	0	0	130,000
Overhead Bridge Road Bridge Replacement	0	100,000	0	0	0	0	100,000
TOTAL, CSX PROJECT CONTRIBUTION	0	230,000	0	0	0	0	230,000
FEDERAL TRANSPORTATION ENHANCEMENT GRANT							
Countywide Trail Development	100,000	0	0	0	0	0	0
GENERAL FUND TRANSFER							
County Network Infrastructure	147,000	0	0	0	0	0	0
County Servers & Software Upgrade	197,000	0	0	0	0	0	0
Countywide Asphalt Resurfacing	750,000	0	0	0	0	0	0
Countywide Bridge & Culvert Repair & Maintenance	520,000	0	0	0	0	0	0
Countywide Dirt Road Resurfacing	40,000	0	0	0	0	0	0
Detention Facility Repairs and Maintenance	150,000	150,000	150,000	150,000	150,000	150,000	750,000
Evans Building Improvements	0	17,974	50,000	50,000	50,000	50,000	217,974
Multi-Modal Transportation Infrastructure	165,000	0	0	100,000	100,000	100,000	300,000
Countywide Sidewalk Replacement Program	0	0	0	150,000	150,000	150,000	450,000
Traffic Calming	100,000	0	0	0	0	0	0
TOTAL, GENERAL FUND TRANSFER	2,069,000	167,974	200,000	450,000	450,000	450,000	1,717,974
GENERAL FUND VEHICLE & CAPITAL EQUIP. RESERVE							
General Fund Vehicle & Capital Equipment Repl.	805,100	322,028	430,355	621,901	397,901	1,545,000	3,317,185
GENERAL OBLIGATION BOND - FY 2009/10							
Administration Building Air Cooled Chiller	0	250,000	0	0	0	0	250,000
Automatic Gate Replacement @ Detention Facility	0	140,000	0	0	0	0	140,000
Boiler Replacement @ Courthouse	0	490,000	0	0	0	0	490,000
Carbon Dioxide Controllers	0	84,000	0	0	0	0	84,000
County Facilities Parking Lot Repaving	0	715,000	0	0	0	0	715,000
County Facilities Stair, Sidewalk & Ramp Repair	0	170,000	0	0	0	0	170,000
Facility HVAC Controls	0	160,000	0	0	0	0	160,000
Main Detention Facility Expansion Project	0	20,000,000	15,000,000	0	0	0	35,000,000
Main Detention Facility Kitchen & Laundry Upgrades	0	197,350	0	0	0	0	197,350
Main Detention Facility Water Controls	0	690,000	0	0	0	0	690,000
Roof Replacement @ Admin. Bldg. & Courthouse	0	972,000	0	0	0	0	972,000
TOTAL, GENERAL OBLIGATION BOND - FY 2009/10	0	23,868,350	15,000,000	0	0	0	38,868,350

ADOPTED FY 2010-14 CAPITAL IMPROVEMENT PLAN SUMMARY ADOPTED FUNDING SOURCES WITH APPLICABLE PROJECTS

REVENUE SOURCE/PROJECTS	COMMITTED FUNDING	FY 2009/10	FY 2010/11	FY 2011/12	FY 2012/13	FY 2013/14	TOTAL FY 2010-14
GENERAL OBLIGATION BOND - FY 2011/12							
County Facilities Parking Lot Repaving	0	0	0	206,000	0	0	206,000
Evans Building Improvements	0	0	0	630,000	0	0	630,000
TOTAL, GENERAL OBLIGATION BOND - FY 11/12	0	0	0	836,000	0	0	836,000
HOME PROGRAM							
Affordable Housing and Housing Rehabilitation	77,747	369,319	0	0	0	0	369,319
TOTAL, HOME PROGRAM	77,747	369,319	0	0	0	0	369,319
HOSPITALITY TAX							
Countywide Trail Development	200,000	0	0	0	0	0	0
Water Park Development	0	0	0	0	0	0	0
West Spartanburg Regional Park Development	700,000	0	0	0	0	0	0
Va-Du-Mar McMillan Park Development Phase II	50,000	0	0	0	0	0	0
TOTAL, HOSPITALITY TAX	950,000	0	0	0	0	0	0
HOSPITALITY TAX - COPs ISSUE							
Countywide Trail Development	0	1,000,000	500,000	500,000	0	0	2,000,000
Holston Creek Regional Park Development	0	0	0	500,000	0	0	500,000
North Spartanburg Regional Sport Complex Rehab	0	700,000	600,000	0	0	0	1,300,000
Regional Indoor Athletic Complex	0	2,000,000	0	0	0	0	2,000,000
Waterway Land Acquisition	0	500,000	0	0	0	0	500,000
West Spartanburg Regional Park Development	0	8,000,000	4,000,000	0	0	0	12,000,000
Va-Du-Mar McMillan Regional Park Development	0	1,000,000	2,000,000	2,000,000	0	0	5,000,000
TOTAL, HOSPITALITY TAX - COPs ISSUE	0	13,200,000	7,100,000	3,000,000	0	0	23,300,000
PARKS & RECREATION CURRENT REVENUES							
Parks & Recreation Vehicle and Capital Equipment Repl.	270,700	140,000	91,875	90,956	129,075	248,571	700,477
Parks Information Technology Infrastructure	0	338,000	648,855	386,151	79,000	0	1,452,006
TOTAL, PARKS & RECREATION CURRENT REVENUES	270,700	478,000	740,730	477,107	208,075	248,571	2,152,483
ROAD MAINTENANCE FEE FUND							
Clark Road Bridge Replacement	0	0	995,000	0	0	0	995,000
Countywide Asphalt Resurfacing	5,672,000	3,100,000	3,100,000	3,100,000	3,100,000	3,100,000	15,500,000
Countywide Bridge & Culvert Repair & Maintenance	115,000	325,000	275,000	266,250	293,800	300,000	1,460,050
Countywide Dirt Road Resurfacing	201,000	109,000	99,000	107,000	151,000	160,000	626,000
Double Branch Road Bridge Stabilization	0	400,000	0	0	0	0	400,000
Ezell Road Bridge Replacement	0	1,020,000	0	0	0	0	1,020,000
Gin House Road Widening	0	0	0	0	480,000	0	480,000
Hampton Road Bridge Replacement	0	0	155,000	900,000	0	0	1,055,000
Kist Road Bridge Replacement	0	0	0	0	1,120,000	0	1,120,000
Municipal Road Projects	1,375,000	775,000	775,000	775,000	775,000	775,000	3,875,000
Overhead Bridge Road Bridge Replacement	0	100,000	0	0	0	0	100,000
Runion Road Bridge Replacement	0	110,000	490,000	0	0	0	600,000
Society Hill Road Improvements	0	0	45,000	145,300	0	0	190,300
Traffic Calming	0	25,000	25,000	0	25,000	25,000	125,000
Westmoreland Road Widening	0	0	0	445,000	445,000	0	890,000
TOTAL, ROAD MAINTENANCE FEE FUND	7,363,000	5,964,000	5,959,000	5,763,550	6,389,800	4,360,000	28,436,350
SADAC FUND							
Other Funds Vehicle and Capital Equipment Repl.	0	0	0	0	15,600	0	15,600
SALE OF PROPERTY - VEHICLES & CAP. EQUIP.							
General Fund Vehicle & Capital Equipment Repl.	282,000	94,500	366,000	159,500	160,000	125,000	905,000
Solid Waste Fund Vehicle & Capital Equipment Repl.	90,000	10,000	76,000	57,000	15,000	75,000	233,000
TOTAL, SALE OF PROPERTY	372,000	104,500	442,000	216,500	175,000	200,000	1,138,000
SHERIFF'S OFFICE - CONFISCATED ASSETS							
General Fund Vehicle & Capital Equipment Repl.	200,000	0	0	0	0	0	0
SOLID WASTE FUND VEHICLE & CAP. EQUIP. RESERVE							
Solid Waste Fund Vehicle & Capital Equip. Repl.	1,426,400	139,500	688,800	517,600	139,900	682,660	2,168,460
SOLID WASTE FUND							
Construction & Demolition Landfill Expansion	100,000	0	0	0	0	0	0
Wellford Landfill MSW Disposal	150,000	0	0	0	0	0	0
Wellford Methane Recovery Project	1,000,000	0	0	0	0	0	0
TOTAL, SOLID WASTE FUND	1,250,000	0	0	0	0	0	0
SOLID WASTE REVENUE BOND - FY 2009/10							
Construction & Demolition Landfill Expansion	0	1,450,000	1,450,000	0	0	0	2,900,000
Phase VI MSW Cell 2 Construction	0	300,000	3,800,000	0	0	0	4,100,000
Phase V MSW Landfill Closure	0	2,300,000	2,500,000	0	0	0	4,800,000
Recycling Yard Relocation	0	317,000	0	0	0	0	317,000
Wellford Methane Recovery Project	0	610,770	0	0	0	0	610,770
Wellford Landfill MSW Disposal	0	200,000	0	0	0	0	200,000
Wellford Landfill New Office Building and Shop Relocation	0	520,000	0	0	0	0	520,000
Wellford Landfill Road Improvements	0	466,000	0	0	0	0	466,000
TOTAL, SOLID WASTE REVENUE BOND FY 2009/10	0	6,163,770	7,750,000	0	0	0	13,913,770

ADOPTED FY 2010-14 CAPITAL IMPROVEMENT PLAN SUMMARY ADOPTED FUNDING SOURCES WITH APPLICABLE PROJECTS

REVENUE SOURCE/PROJECTS	COMMITTED FUNDING	FY 2009/10	FY 2010/11	FY 2011/12	FY 2012/13	FY 2013/14	TOTAL FY 2010-14
SPECIAL REVENUE FUND - STATE C FUNDS							
Other Funds Vehicle and Capital Equip Replacement	12,500	0	10,600	0	0	0	10,600
STATE C FUNDS							
Countywide Asphalt Resurfacing	2,076,000	1,038,000	1,038,000	1,038,000	1,038,000	1,038,000	5,190,000
Overhead Bridge Road Bridge Replacement	733,000	0	0	0	0	0	0
TOTAL, STATE C FUNDS	2,809,000	1,038,000	1,038,000	1,038,000	1,038,000	1,038,000	5,190,000
STATE OF SOUTH CAROLINA - PARD GRANT							
Va-Du-Mar McMillan Park Development Phase II	150,000	0	0	0	0	0	0
STORMWATER FUND							
Countywide Bridge & Culvert Repair & Maintenance	100,000	100,000	125,000	125,000	125,000	125,000	600,000
County Facilities Parking Lot Repaving	50,000	0	0	0	0	0	0
Habitat Way Drainage Improvements	0	140,000	0	0	0	0	140,000
Other Funds Vehicle and Capital Equip Replacement	0	0	0	14,200	0	0	14,200
Stormwater Management Capital Equipment	0	0	335,300	0	0	0	335,300
TOTAL, STORMWATER FUND	150,000	240,000	460,300	139,200	125,000	125,000	1,089,500
TOTAL, ALL REVENUE SOURCES	21,870,575	54,179,199	43,308,408	14,618,476	10,497,452	9,511,565	132,115,100

FY 2010-14 ADOPTED CAPITAL IMPROVEMENT PLAN UNFUNDED PROJECTS

PROJECT	FY 2009/10	FY 2010/11	FY 2011/12	FY 2012/13	FY 2013/14	FY 2010-14 TOTAL
County Admin Bldg. Canopy, Carpeting, & Halls	100,000	0	0	0	0	100,000
Communications/9-1-1 Carpeting	37,730	0	0	0	0	37,730
County Facilities Security Upgrade	800,000	0	0	0	0	800,000
County Facilities Space Utilization Study	250,000	0	0	0	0	250,000
Courtroom Renovations	129,000	0	0	0	0	129,000
Detention Annex I Repairs & Renovations	900,000	0	0	0	0	900,000
Detention Annex II Generator	25,000	0	0	0	0	25,000
Magistrate Court Renovations	79,275	0	0	0	0	79,275
Main Detention Facility Carpeting	200,000	0	0	0	0	200,000
Main Detention Facility Dryers	22,000	0	0	0	0	22,000
Main Detention Facility Generator Fuel Tank	21,000	0	0	0	0	21,000
Public Works Complex	275,000	0	0	0	0	275,000
Road Maintenance Section Buildings & Facilities	480,000	0	0	0	0	480,000
Salt Storage Building	300,000	0	0	0	0	300,000
Belcher Road Bridge Replacement	0	0	0	0	900,000	900,000
Old Canaan Road Bridge Replacement	0	0	0	0	720,000	720,000
Waspnest Road Bridge Replacement	0	0	0	0	800,000	800,000
Courthouse Video System	60,000	60,000	60,000	60,000	60,000	300,000
Courthouse Security Equipment	277,720	0	0	0	0	277,720
Detention Facility Duty Weapon Acquisition	93,810	0	0	0	0	93,810
Emergency Services Academy	0	0	0	0	0	0
Emergency Services Station	19,800	958,775	0	0	0	978,575
Holly Springs EMS Station	127,000	0	0	0	0	127,000
Reidville EMS Station	539,500	0	0	0	0	539,500
Arkwright Construction Housing Reconstruction	270,000	270,000	0	0	0	540,000
Arkwright Construction of Affordable Housing	480,000	480,000	480,000	0	0	1,440,000
Arkwright Rehab of Owner Occupied Housing	160,000	160,000	160,000	0	0	480,000
Arkwright Unsafe Structure Demolition	30,000	30,000	30,000	0	0	90,000
Browning Road Area Water System Development	299,828	0	0	0	0	299,828
Countywide Land Acquisition for Affordable Housing	35,000	0	0	0	0	35,000
Countywide Rehab of Owner Occupied Housing	150,000	0	0	0	0	150,000
Emergency Rehab of Owner Occupied Housing	50,000	50,000	50,000	50,000	50,000	250,000
Startex Construction of Affordable Housing	240,000	240,000	0	0	0	480,000
Startex Sidewalk Repair	0	15,000	80,000	80,000	80,000	255,000
Startex Unsafe Structure Demolition	30,000	30,000	30,000	30,000	0	120,000
Outdoor Siren Replacement	303,700	0	311,876	0	0	615,576
Old Petrie @ Country Club Road Intersection Imp.	0	0	0	0	300,000	300,000
Frank Clinton Road @ US 176 Interesection Imp.	0	0	0	0	1,500,000	1,500,000
Belcher Road Widening	0	0	0	0	2,912,000	2,912,000
Zion Hill Road Widening	0	0	0	2,238,000	0	2,238,000
4th Street Widening	0	0	0	0	1,500,000	1,500,000
Clark Road Culvert Replacement	0	0	0	127,000	0	127,000
Fairwinds Road Widening	0	0	0	0	150,000	150,000
Greer Road @ Hampton Road Intersection Imp.	0	0	0	206,400	0	206,400
Irby Road Widening	0	0	0	0	323,700	323,700
Bishop Road Widening	0	0	0	0	1,435,800	1,435,800
TOTAL, ALL UNFUNDED PROJECTS	6,785,363	2,293,775	1,201,876	2,791,400	10,731,500	23,803,914